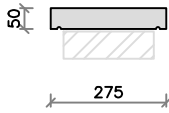


Max length of units are 600mm.

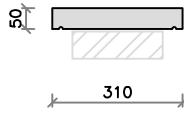
Water drips to underside.

External / Internal units and Stop End units are available.

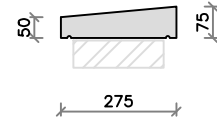
CS11 (17kg)



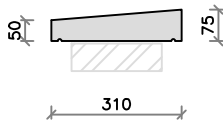
CS11A (19kg)



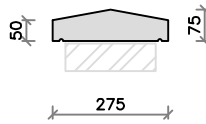
CS12 (22kg)



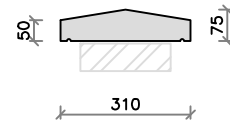
CS12A (24kg)



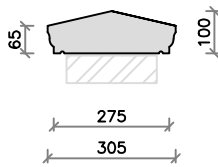
CS13 (22kg)



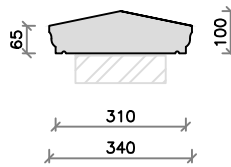
CS13A (24kg)



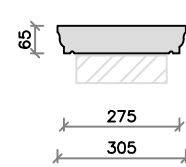
CS14 (31kg)



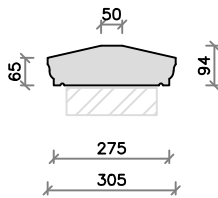
CS14A (34kg)



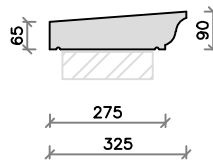
CS14B (24kg)



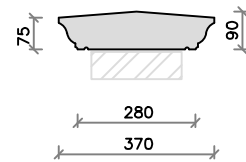
CS14C (30kg)



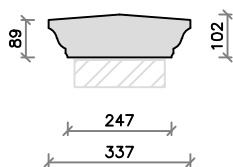
CS15 (29kg)



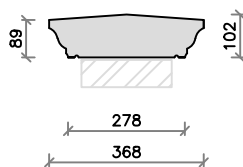
CS16 (35kg)



CS17 (37kg)



CS18 (41kg)



CS19 (25kg)

