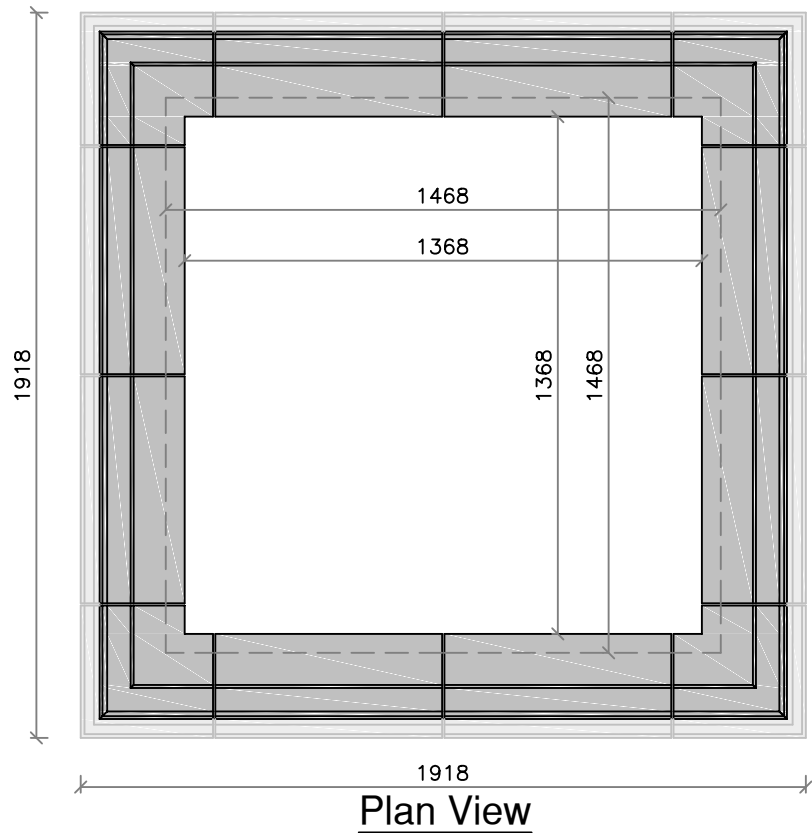


ACANTHUS

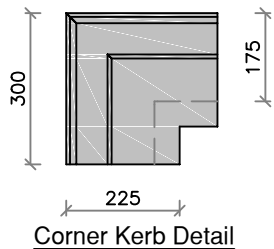
cast stone products

POOL SURROUND - PS20SQ9 MEDIUM SQUARE & PLINTH

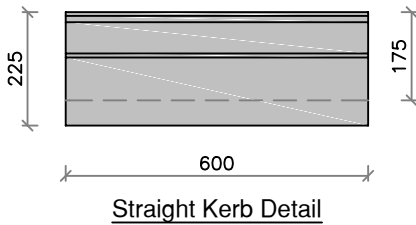
custom made items also available



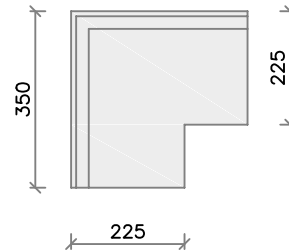
Plan View



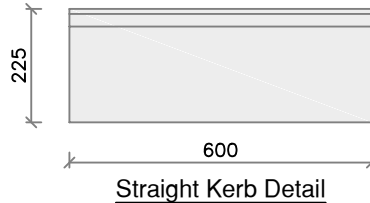
Corner Kerb Detail



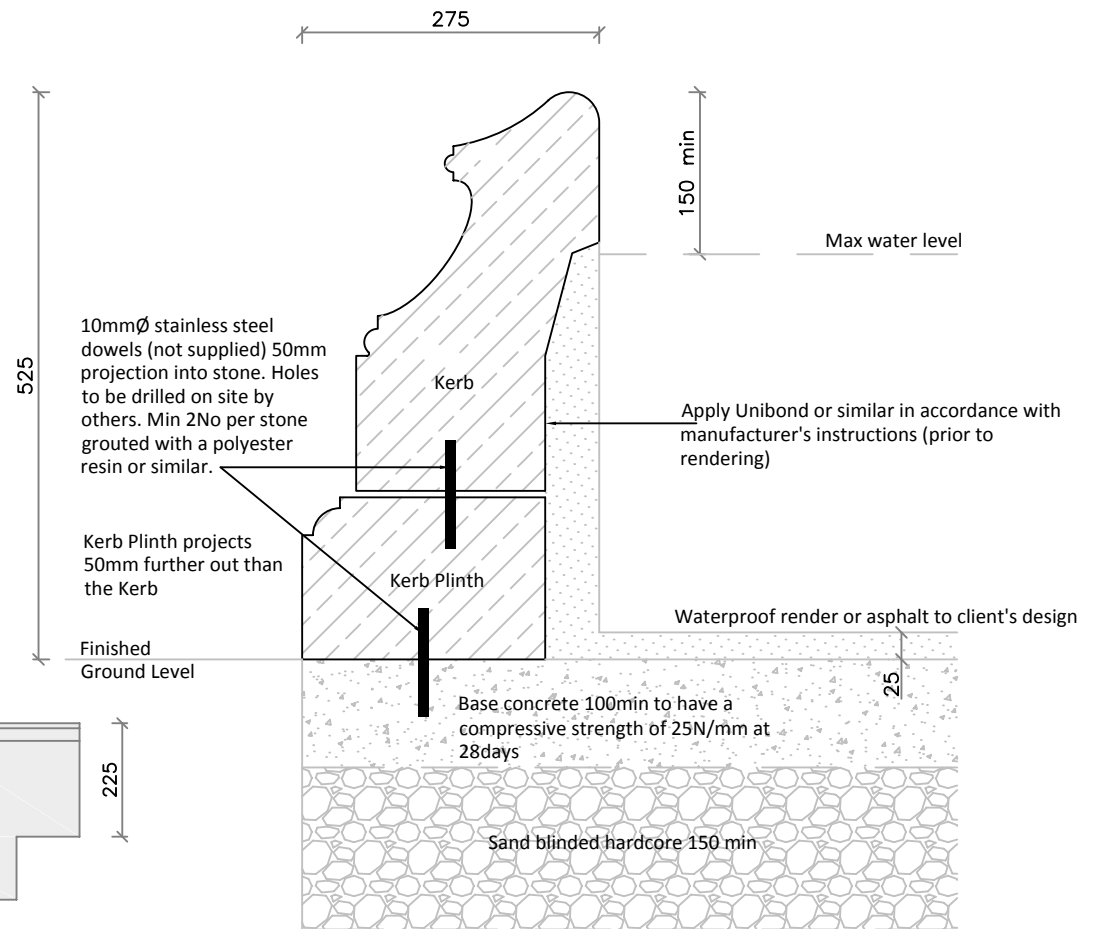
Straight Kerb Detail



Corner Plinth Detail



Straight Kerb Detail



10mmØ stainless steel dowels (not supplied) 50mm projection into stone. Holes to be drilled on site by others. Min 2No per stone grouted with a polyester resin or similar.

Kerb Plinth projects 50mm further out than the Kerb

Finished Ground Level

Base concrete 100min to have a compressive strength of 25N/mm at 28days

Sand blinded hardcore 150 min

Apply Unibond or similar in accordance with manufacturer's instructions (prior to rendering)

Waterproof render or asphalt to client's design

To guard against frost damage, drain off the water at the beginning of November and do not replace it until the hard frost are past in the following spring
Unless otherwise stated, all materials other than stonework are to be supplied by others.

Allow 6mm for vertical and bedding joints unless otherwise stated

Fibre glass liner available for this pool surround.

info@acanthuscaststone.co.uk

01773 540704

www.acanthuscaststone.co.uk