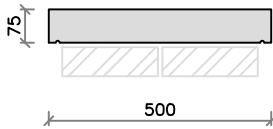


Max length of units are 600mm.

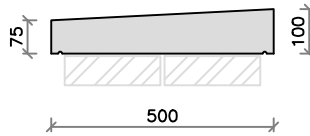
Water drips to underside

External / Internal units and Stop End units are available.

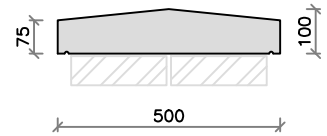
CS41 (47kg)



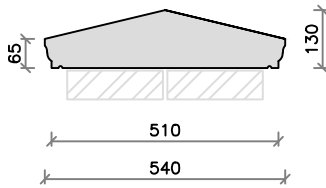
CS42 (55kg)



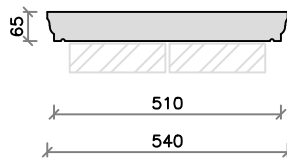
CS43 (55kg)



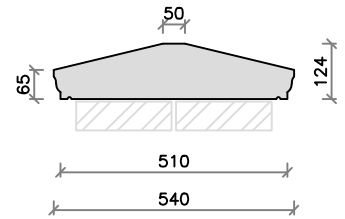
CS44 (65kg)



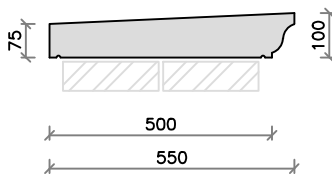
CS44B (43kg)



CS44C (65kg)



CS45 (58kg)



CS47 (69kg)

