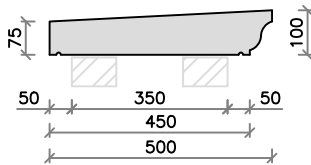


Max length of units are 600mm.

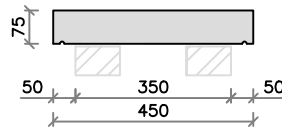
Water drips to underside

External / Internal units and Stop End units are available.

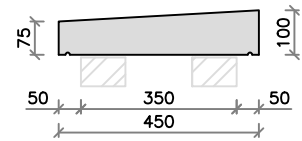
CS48 (52kg)



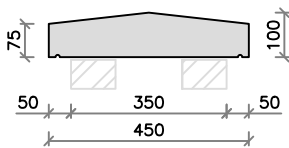
CS49 (42kg)



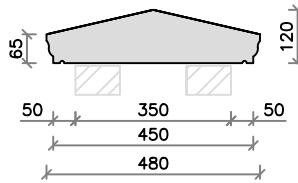
CS50 (50kg)



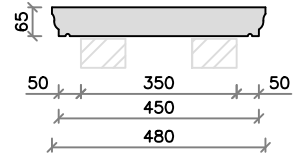
CS52 (55kg)



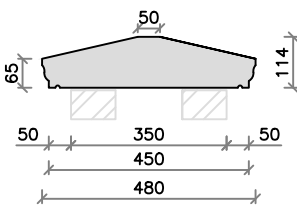
CS54 (55kg)



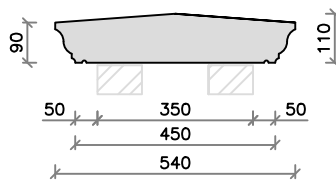
CS54B (38kg)



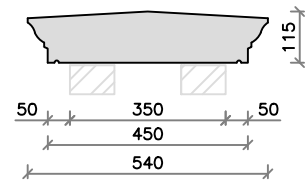
CS54C (55kg)



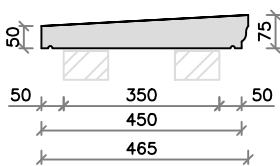
CS56 (63kg)



CS57 (66kg)



CS58 (36kg)



CS40 (35kg)

