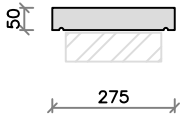


Max length of units are 600mm.

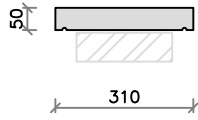
Water drips to underside.

External / Internal units and Terminal End units are available.

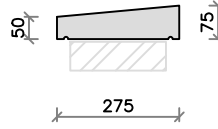
CS11 (17kg)



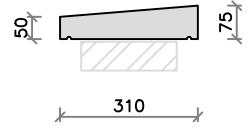
CS11A (19kg)



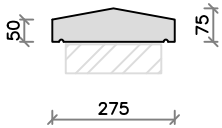
CS12 (22kg)



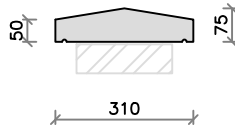
CS12A (24kg)



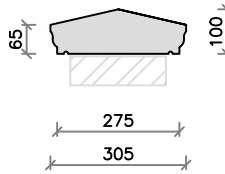
CS13 (22kg)



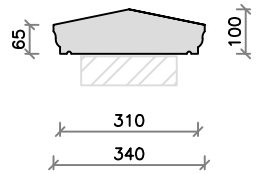
CS13A (24kg)



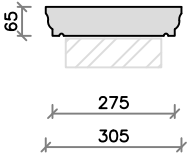
CS14 (31kg)



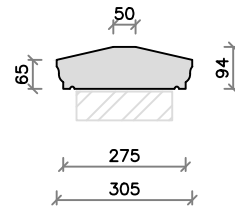
CS14A (34kg)



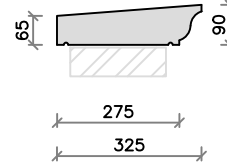
CS14B (24kg)



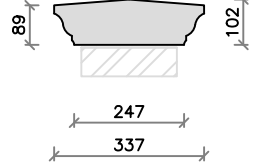
CS14C (30kg)



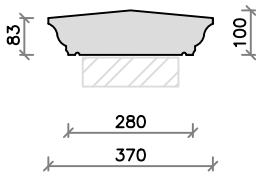
CS15 (29kg)



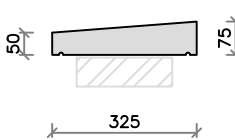
CS17 (37kg)



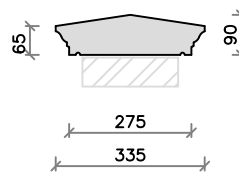
CS18 (41kg)



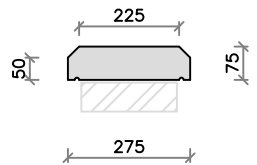
CS19 (25kg)



CS51 (30kg)



CS61 (25kg)



CS62 (43kg)

