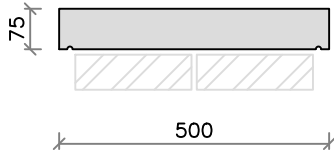


Max length of units are 600mm.

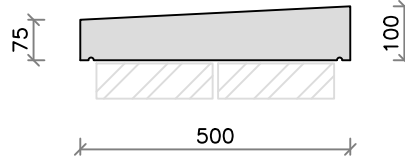
Water drips to underside

External / Internal units and Terminal End units are available.

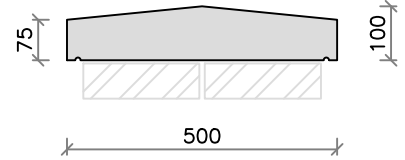
CS41 (47kg)



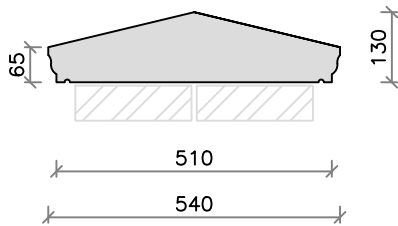
CS42 (55kg)



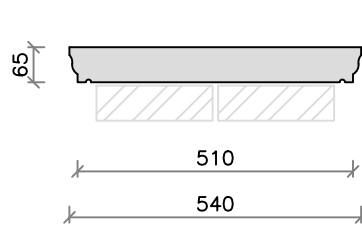
CS43 (55kg)



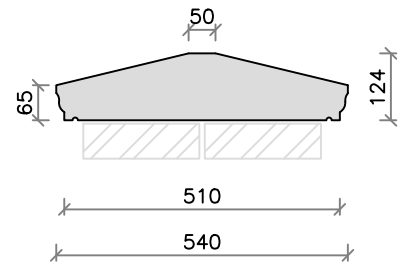
CS44 (65kg)



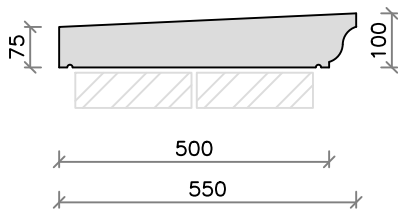
CS44B (43kg)



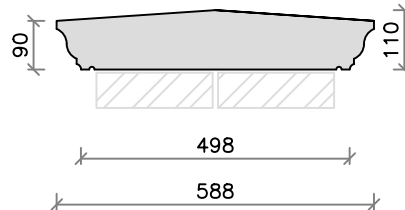
CS44C (65kg)



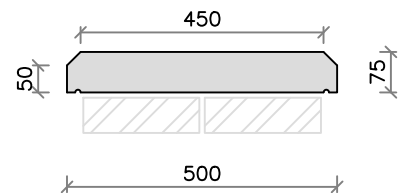
CS45 (58kg)



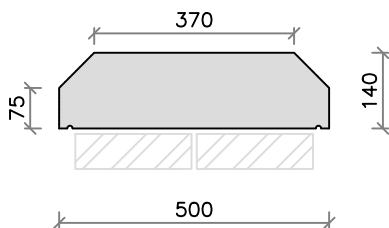
CS47 (69kg)



CS67 (46kg)



CS68 (83kg)



CS46 (42kg)

